

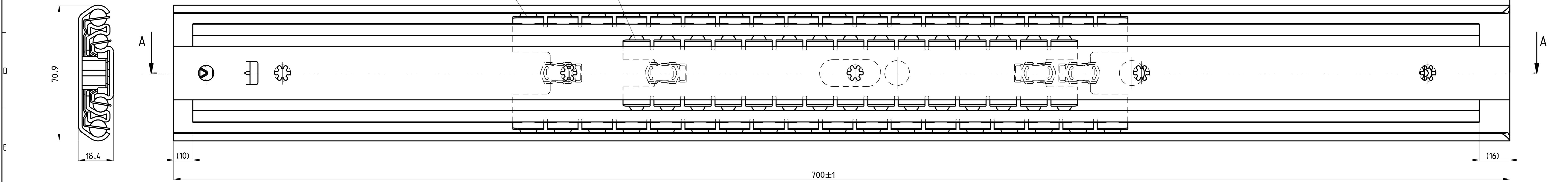
1 2 3 4 5 6 7 8 9 10 11 12 13 14 15 16 17 18 19 20



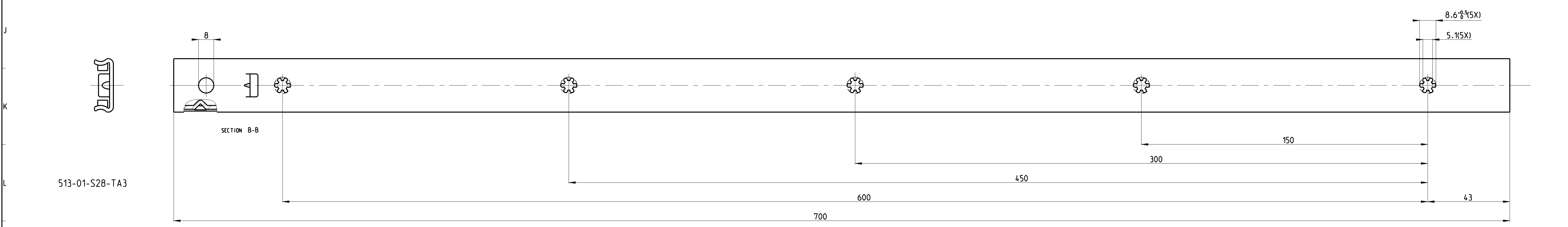
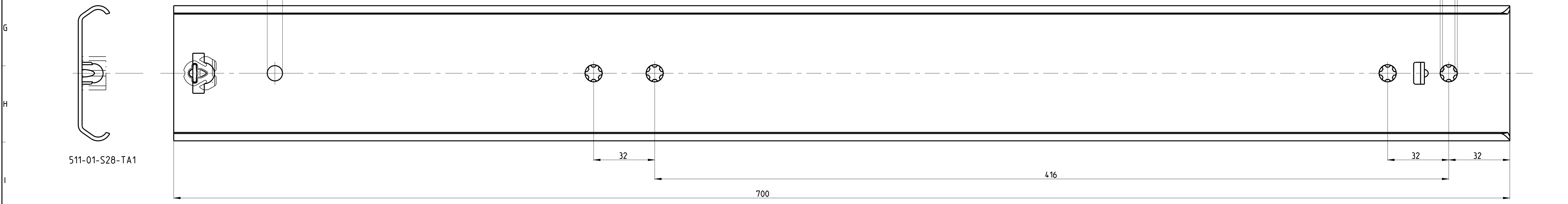
SECTION A-A

T 1-2 = 336.0  
T 2-3 = 414.0

EXTENSION 750<sup>±4</sup> mm



FRONT



SECTION B-B

PRO/ENGINEER Drawing	Dimensions between marks are guide dimensions. Tolerances unless otherwise stated ±0.5mm.		Thomas Regout Int. B.V. reserves the right to alter non-customer specific specifications without notice.
Was: - 101-528-03			
American projection	DIMENSION	mm	MAT.: -
	SCALE	1:1	REM.: RIGHT HAND SLIDE = LEFT HAND SLIDE
	DATE	25-08-2011	-
	DESIGNER	M. Mahieu	TYPE D
	CHECKED	-	-
TITAN 700.0 / 750.0 (18.5mm)			
THOMAS REGOUT INTERNATIONAL BV		Drw. Nr.	Format.
		101-S28 _ 00	A1
© Thomas Regout International BV All rights are reserved.		Production	

04	-	-	-	-	05	-	-	-	-	06	-	-	-	-
01	-	-	-	-	02	-	-	-	-	03	-	-	-	-