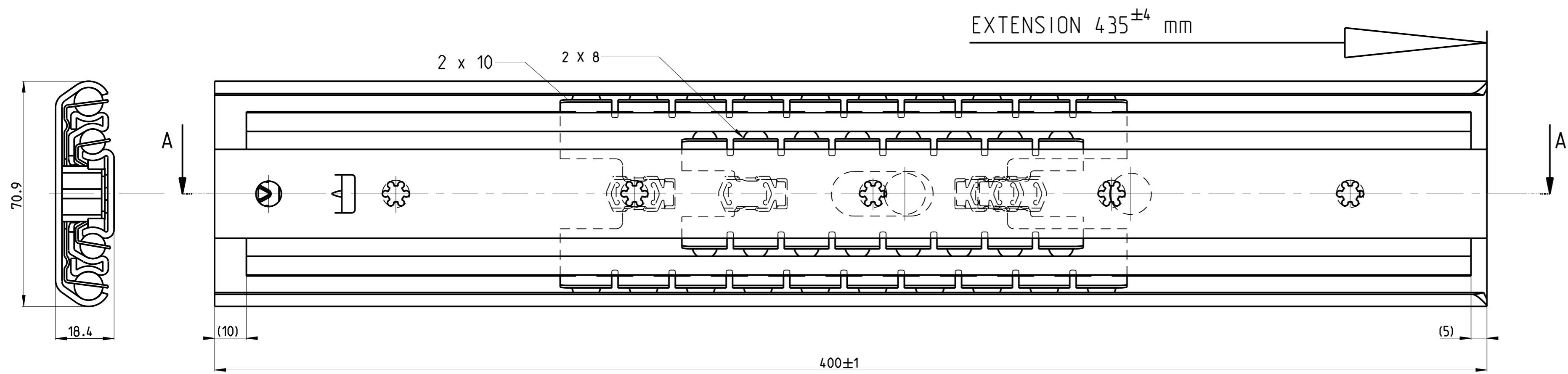
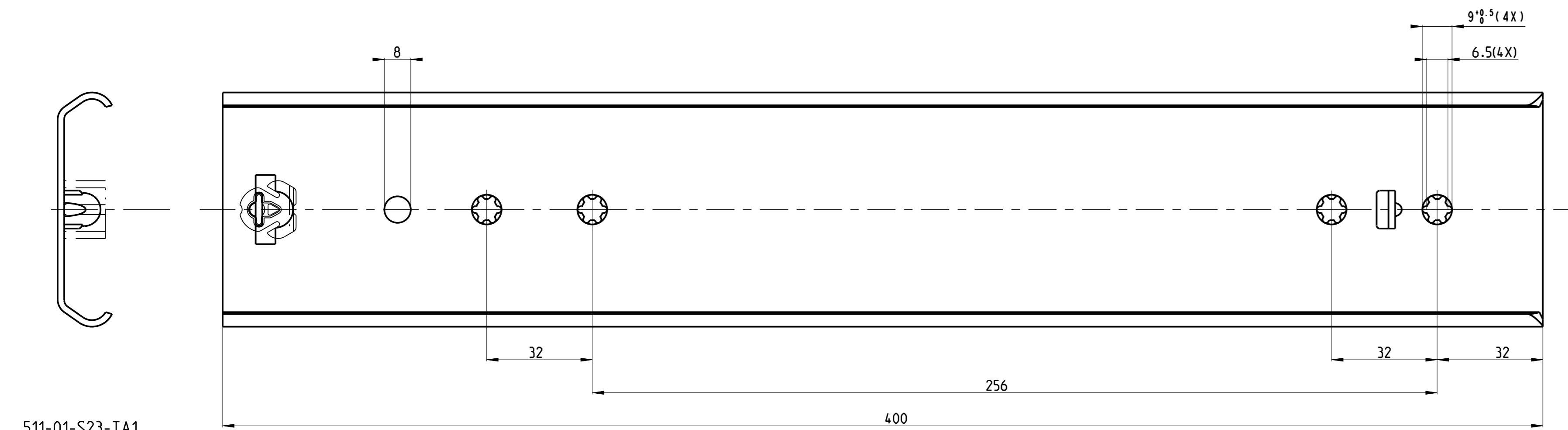


SECTION A-A

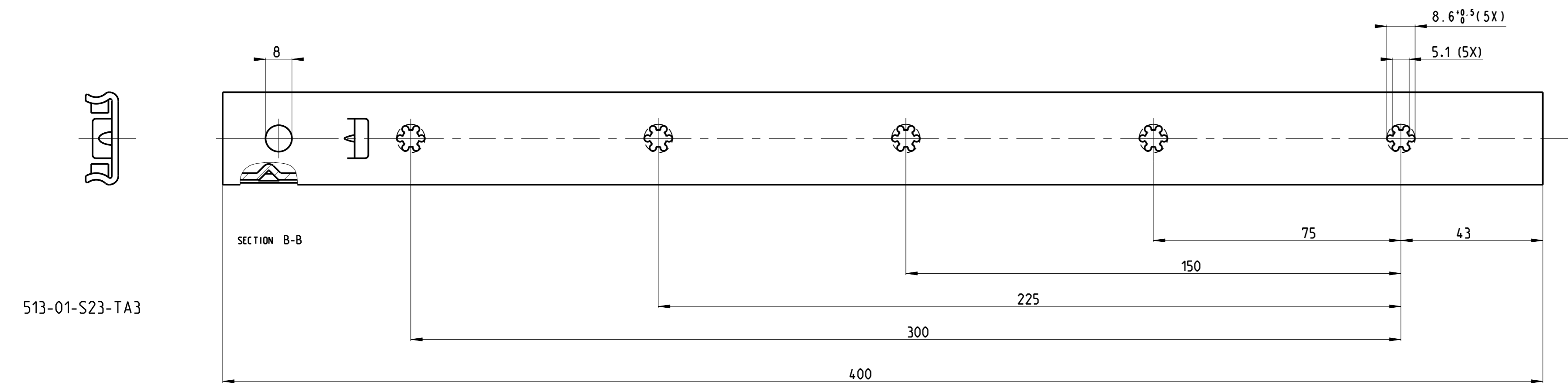
T 1-2 = 198.0  
T 2-3 = 237.0



FRONT



511-01-S23-TA1



513-01-S23-TA3

PRO/ENGINEER Drawing	Dimensions between marks are guide dimensions. Tolerances unless otherwise stated ±0.5mm.		Thomas Regout Int. B.V. reserves the right to alter non-customer specific specifications without notice.
Was: - 101-522-03			
American projection	DIMENSION	mm	MAT.: -
	SCALE	1:1	REM.: RIGHT HAND SLIDE = LEFT HAND SLIDE
	DATE	22-08-2011	-
	DESIGNER	M. Mahieu	TYPE D
CHECKED	-	-	-
TITAN 400,0 / 435,0 (18,5mm)			
			Drw. Nr.
			101-S23 _ 00
© Thomas Regout International BV All rights are reserved.			Format. A1 Production

04	-	-	-	-	05	-	-	-	-	06	-	-	-	-
01	-	-	-	-	02	-	-	-	-	03	-	-	-	-